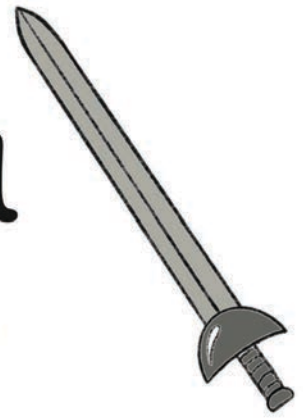


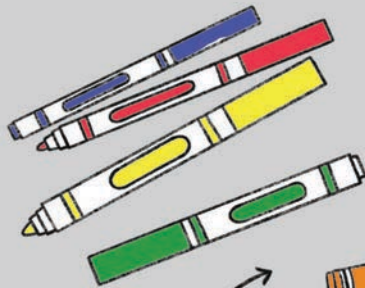
Children's Worship
Bulletins™

Put on the Full Armor of God

Printable Pop-up Craft

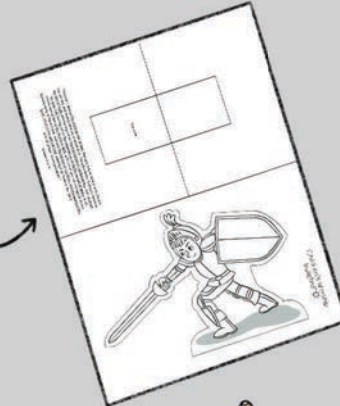


What you need:



coloring
supplies

printed
sheet



scissors



glue



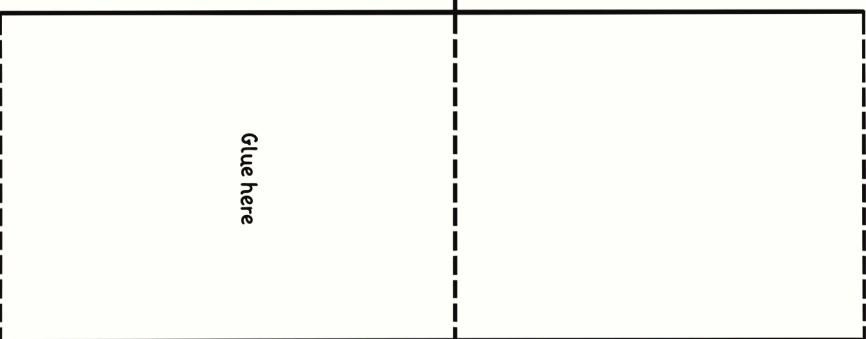

What to do:

- 1) print out the Armor of God printable sheet
- 2) color the illustration
- 3) cut out the illustration
- 4) cut along the long solid line
- 5) fold on the long dotted line
- 6) cut along the shorter solid lines
- 7) pull the center cut section toward yourself and fold on the short dotted lines
- 8) glue the colored illustration to the "glue here" panel



————— cut
 - - - - - fold





Glue here

“Therefore put on the full armor of God, so that when the day of evil comes, you may be able to stand your ground, and after you have done everything, to stand. Stand firm then, with the belt of truth buckled around your waist, with the breastplate of righteousness in place, and with your feet fitted with the readiness that comes from the gospel of peace. In addition to all this, take up the shield of faith, with which you can extinguish all the flaming arrows of the evil one. Take the helmet of salvation and the sword of the Spirit, which is the word of God. And pray in the Spirit on all occasions with all kinds of prayers and requests. With this in mind, be alert and always keep on praying for all the Lord’s people.”